

# **TET-GAN: Text Effects Transfer via Stylization and Destylization**

**Paper ID 1498**

Supplementary material

As supplementary material of our paper, we present the following contents:

- Figure 1: 64 text effects images from the proposed dataset for example styles.
- Figure 2: Stylization and destylization results on 26 English capital letters for style #1~#8
- Figure 3: Stylization and destylization results on 26 English capital letters for style #9~#16
- Figure 4: Stylization and destylization results on 26 English capital letters for style #17~#24
- Figure 5: Stylization and destylization results on 26 English capital letters for style #25~#32
- Figure 6: Stylization and destylization results on 26 English capital letters for style #33~#40
- Figure 7: Stylization and destylization results on 26 English capital letters for style #41~#48
- Figure 8: Stylization and destylization results on 26 English capital letters for style #49~#56
- Figure 9: Stylization and destylization results on 26 English capital letters for style #57~#64
- Figure 10: Comparison with StarGAN on the stylization of Chinese characters (Part I)
- Figure 11: Comparison with StarGAN on the stylization of Chinese characters (Part II)
- Figure 12: Comparison with StarGAN on the stylization of Arabic numerals (Part I)
- Figure 13: Comparison with StarGAN on the stylization of Arabic numerals (Part II)

# Stylization and Destylization Results for 64 Text Effects

## Example Style Images



Figure 1: The example style images from the proposed text effects dataset.

## Stylization Results, Destylization Results and Ground Truth

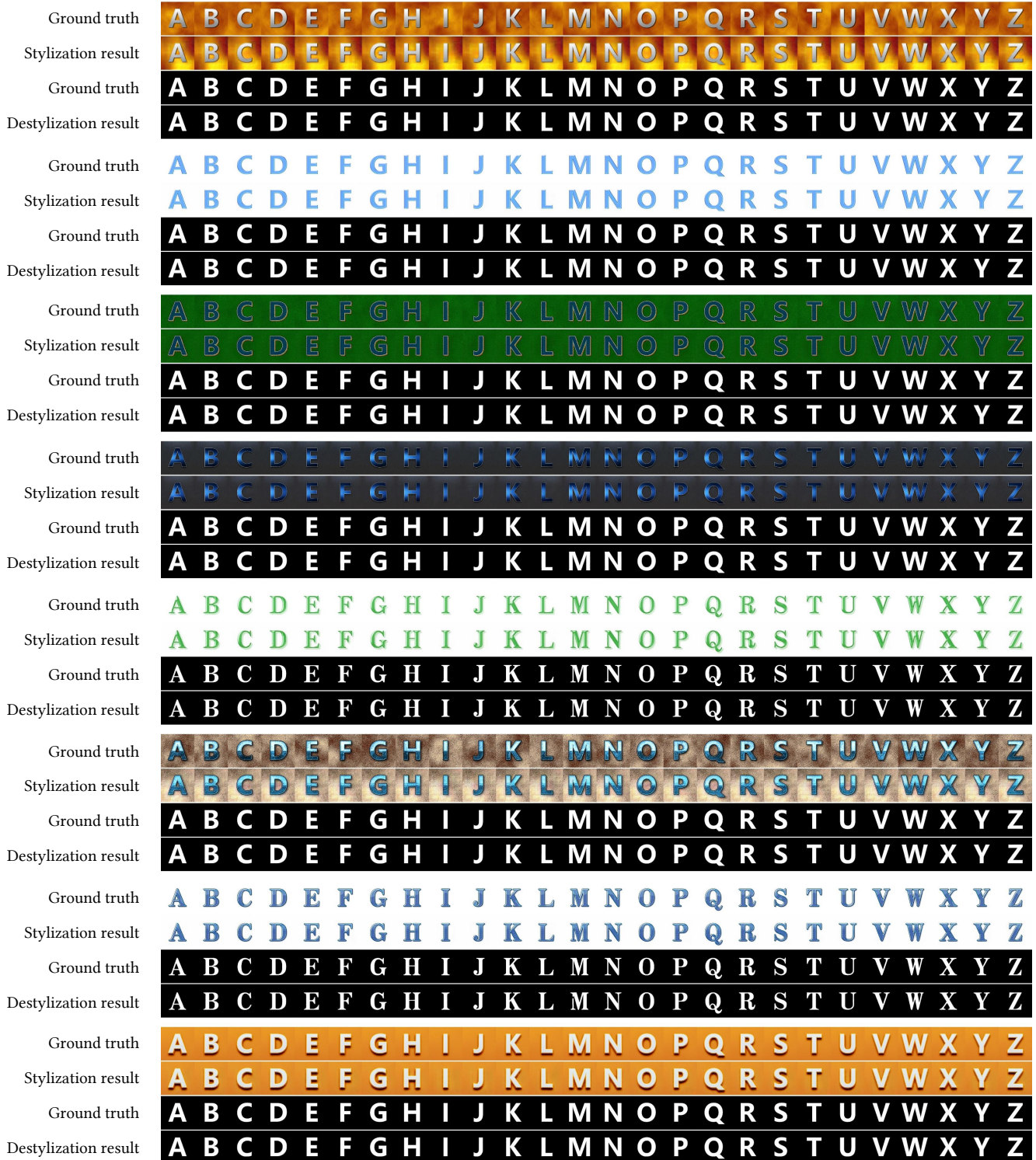


Figure 2: Our stylization and destylization results. For each group, the first row shows the ground truth text effects images in our dataset. The second row shows our stylization results by transferring the text effects from the example style image in Fig. 1 onto the target text image in the third row. The third row shows the ground truth text images in our dataset. The fourth row shows our destylization result by removing the text effects from the images in the first row.



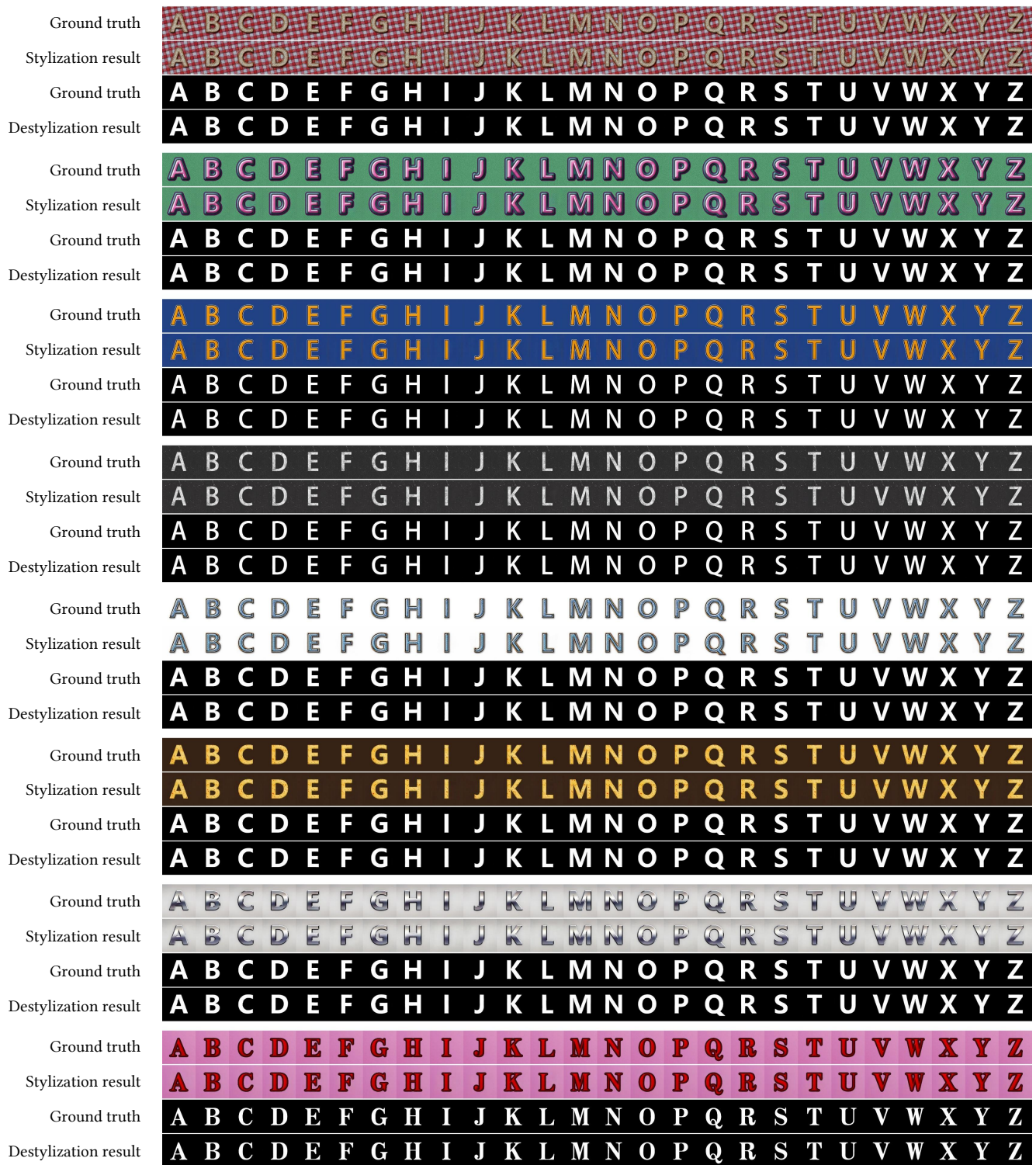


Figure 3: Our stylization and destylization results. For each group, the first row shows the ground truth text effects images in our dataset. The second row shows our stylization results by transferring the text effects from the example style image in Fig. 1 onto the target text image in the third row. The third row shows the ground truth text images in our dataset. The fourth row shows our destylization result by removing the text effects from the images in the first row.



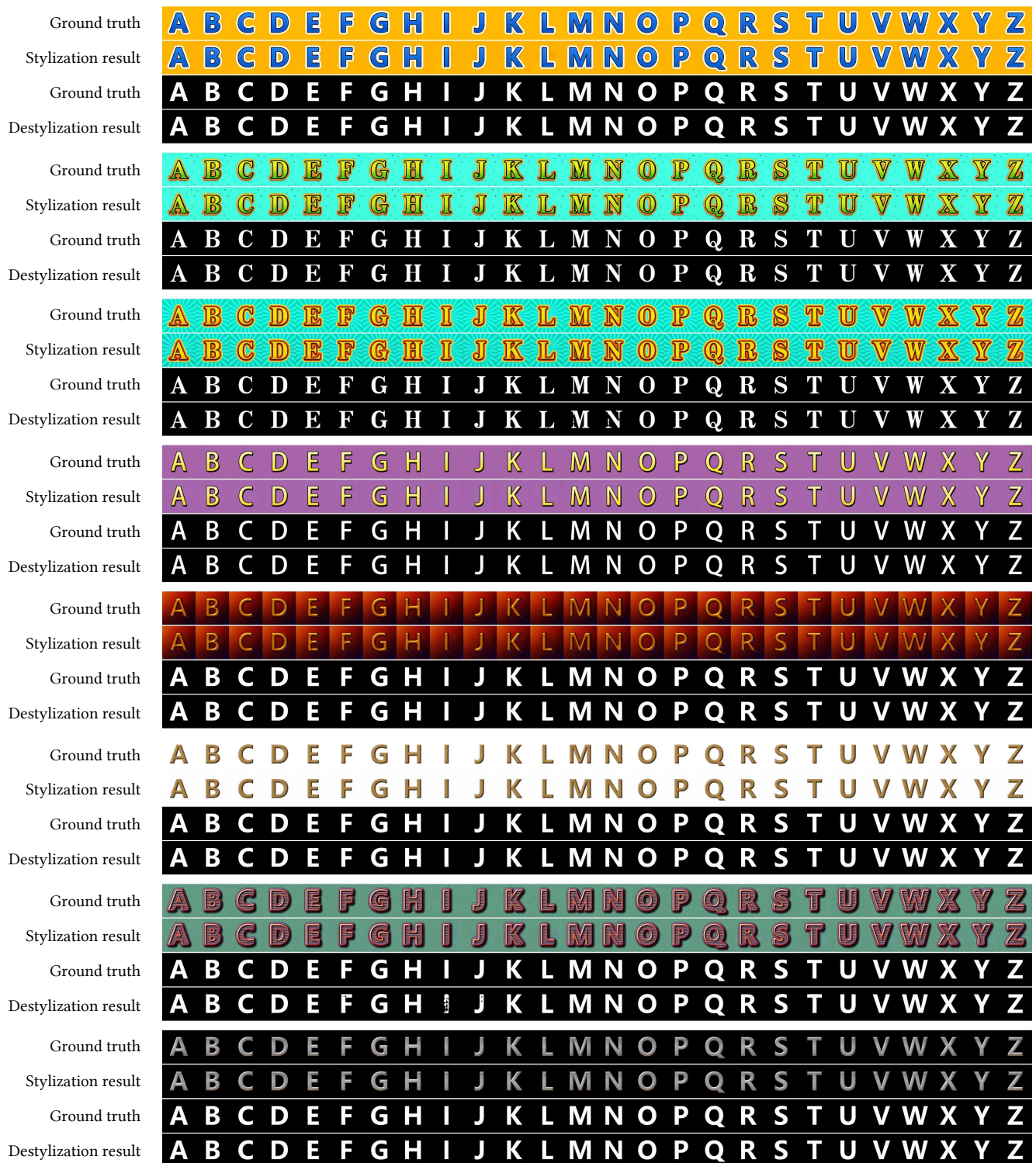


Figure 4: Our stylization and destylization results. For each group, the first row shows the ground truth text effects images in our dataset. The second row shows our stylization results by transferring the text effects from the example style image in Fig. 1 onto the target text image in the third row. The third row shows the ground truth text images in our dataset. The fourth row shows our destylization result by removing the text effects from the images in the first row.

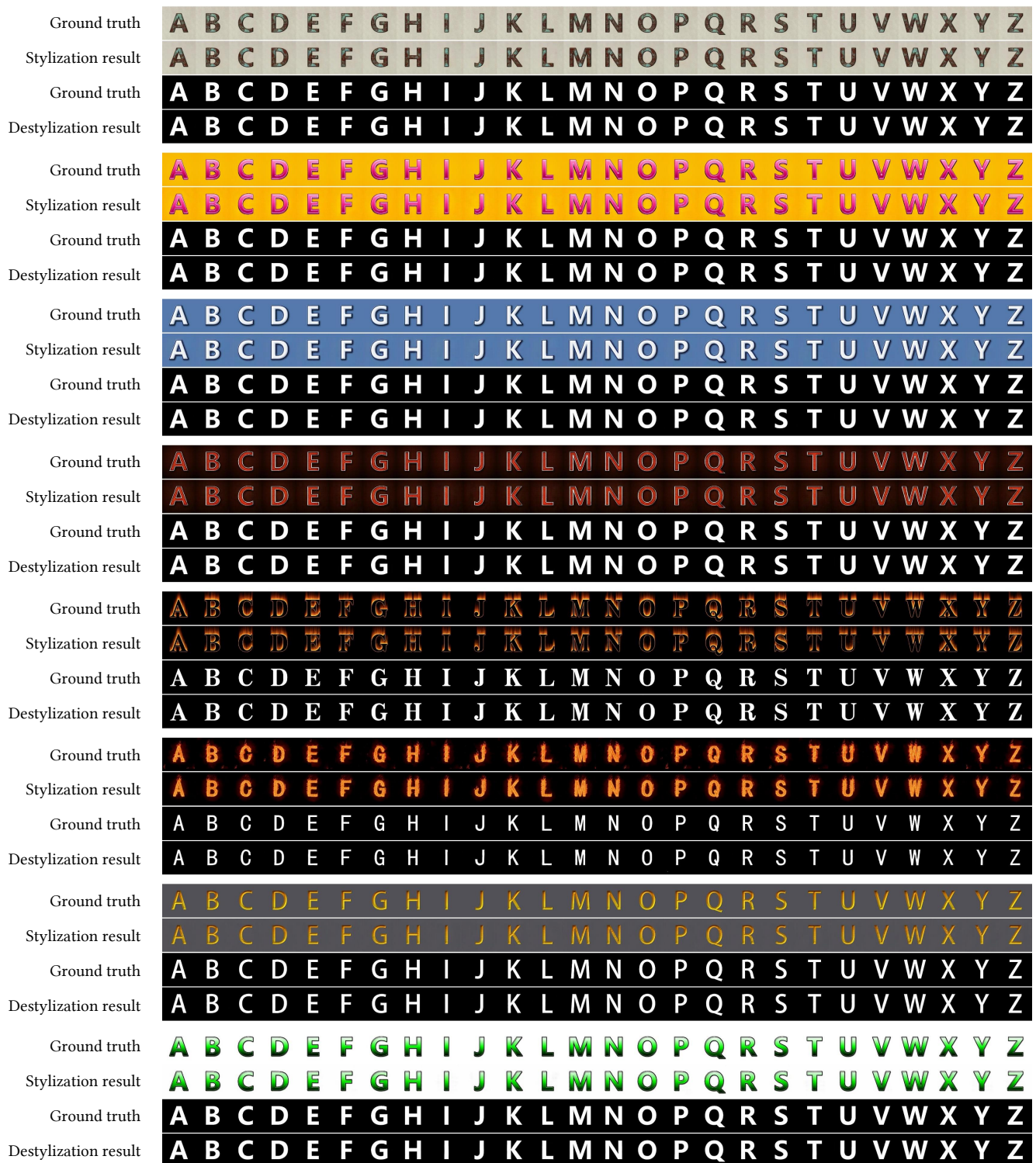


Figure 5: Our stylization and destylization results. For each group, the first row shows the ground truth text effects images in our dataset. The second row shows our stylization results by transferring the text effects from the example style image in Fig. 1 onto the target text image in the third row. The third row shows the ground truth text images in our dataset. The fourth row shows our destylization result by removing the text effects from the images in the first row.






Figure 6: Our stylization and destylization results. For each group, the first row shows the ground truth text effects images in our dataset. The second row shows our stylization results by transferring the text effects from the example style image in Fig. 1 onto the target text image in the third row. The third row shows the ground truth text images in our dataset. The fourth row shows our destylization result by removing the text effects from the images in the first row.



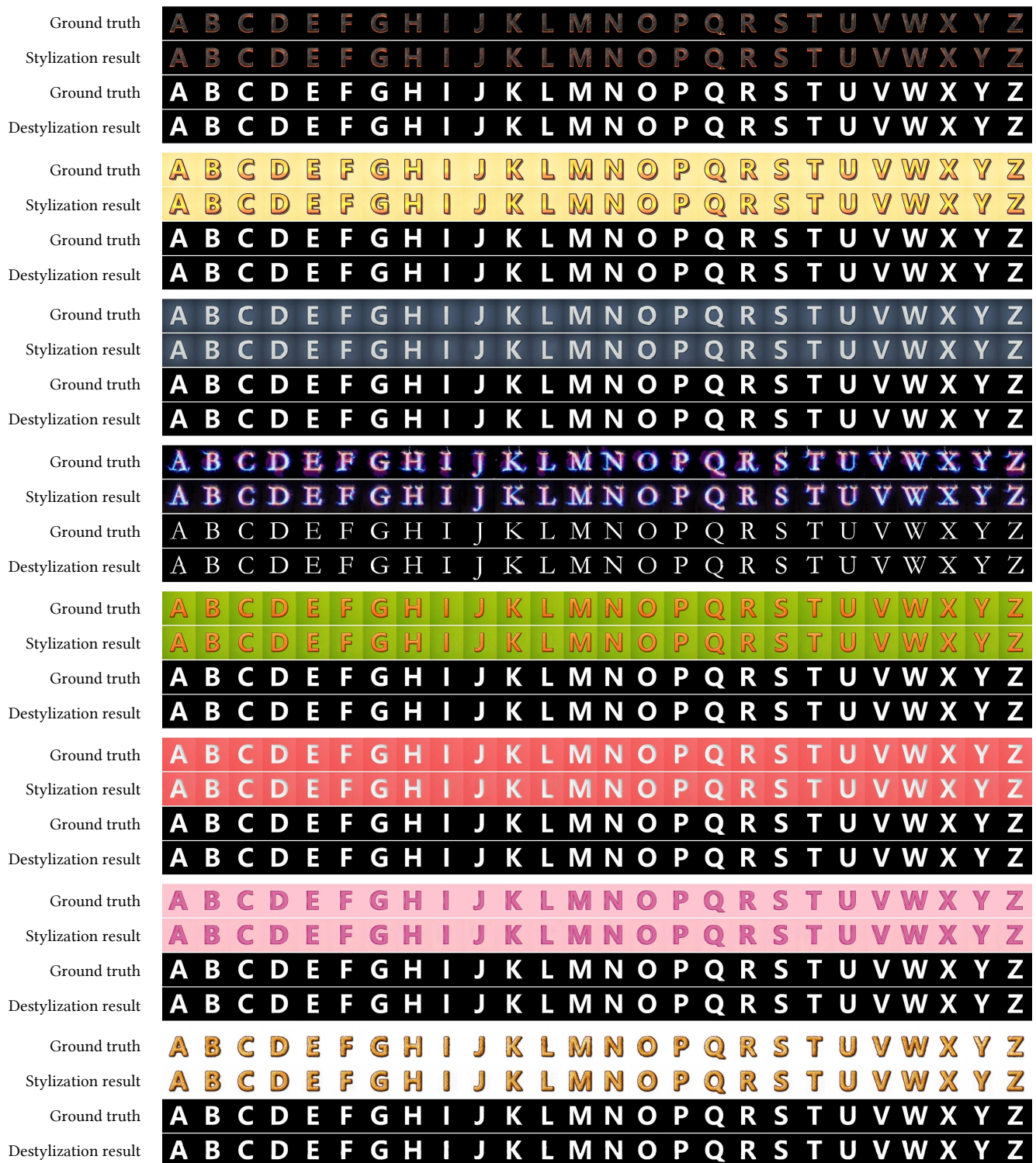


Figure 7: Our stylization and destylization results. For each group, the first row shows the ground truth text effects images in our dataset. The second row shows our stylization results by transferring the text effects from the example style image in Fig. 1 onto the target text image in the third row. The third row shows the ground truth text images in our dataset. The fourth row shows our destylization result by removing the text effects from the images in the first row.

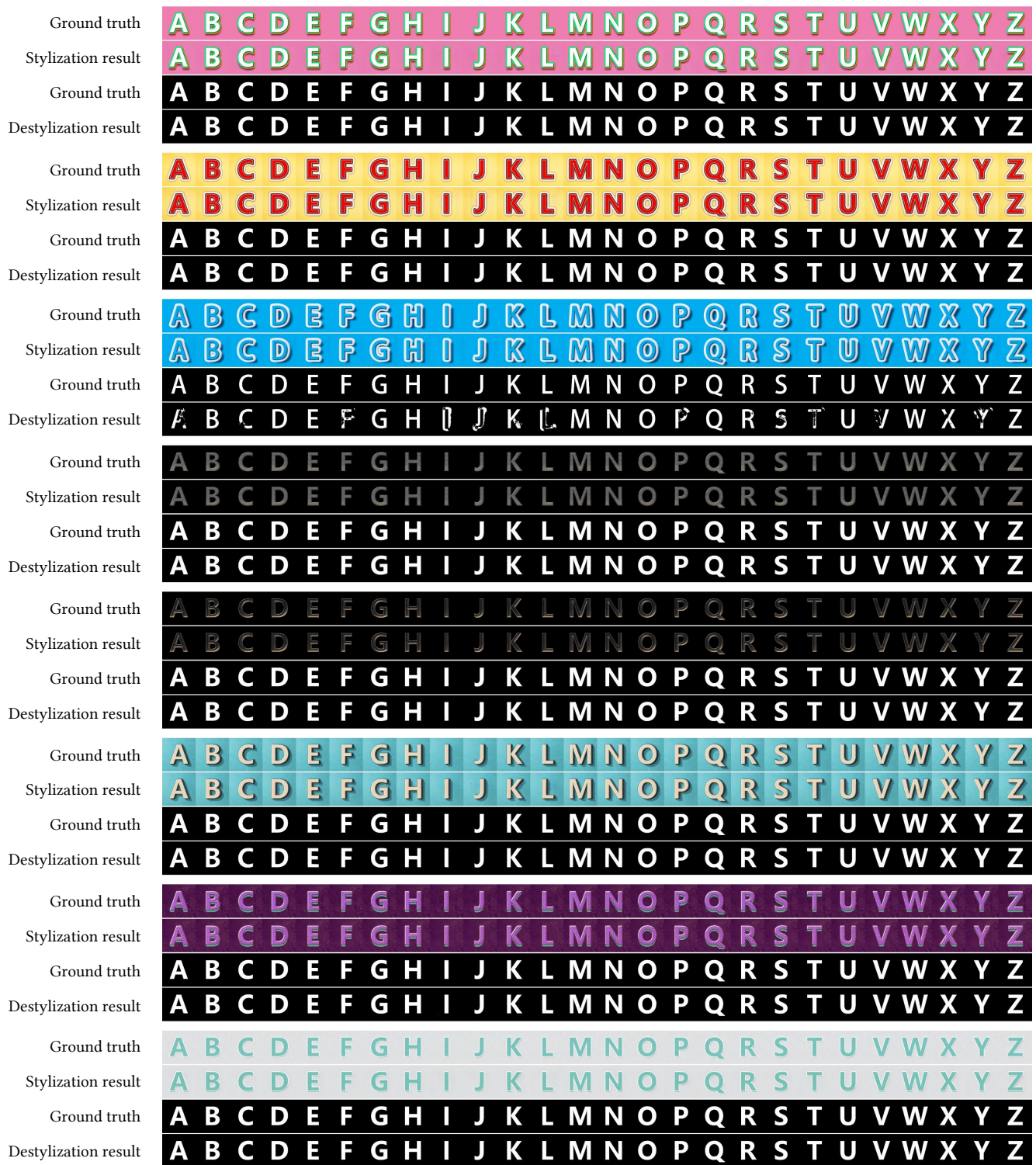


Figure 8: Our stylization and destylization results. For each group, the first row shows the ground truth text effects images in our dataset. The second row shows our stylization results by transferring the text effects from the example style image in Fig. 1 onto the target text image in the third row. The third row shows the ground truth text images in our dataset. The fourth row shows our destylization result by removing the text effects from the images in the first row.



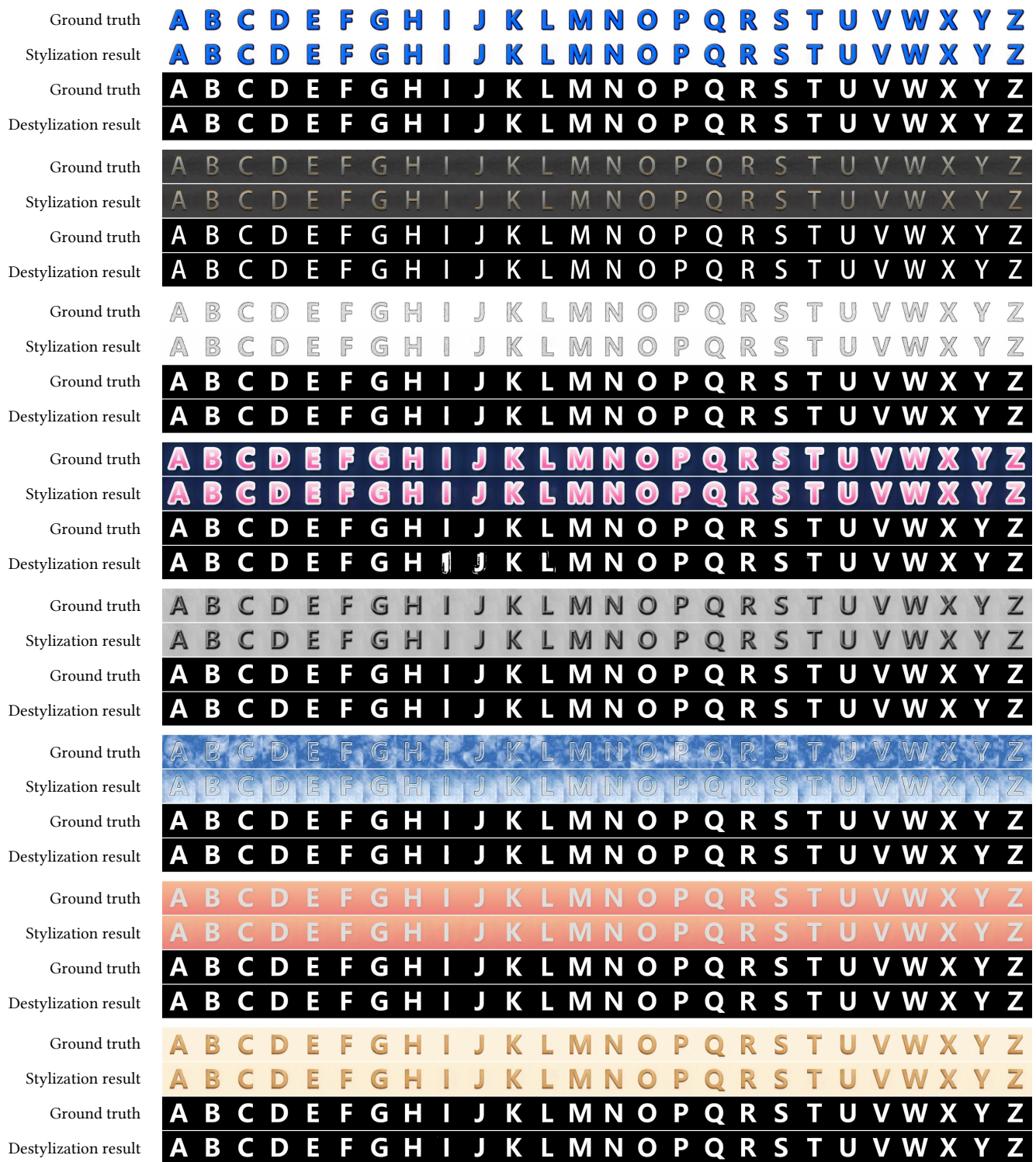


Figure 9: Our stylization and destylization results. For each group, the first row shows the ground truth text effects images in our dataset. The second row shows our stylization results by transferring the text effects from the example style image in Fig. 1 onto the target text image in the third row. The third row shows the ground truth text images in our dataset. The fourth row shows our destylization result by removing the text effects from the images in the first row.



## More Stylization Results



Figure 10: Comparison of our TET-GAN (first rows) with StarGAN (Choi et al. 2018) (second rows) on stylization of Chinese characters (Part I).



Figure 11: Comparison of our TET-GAN (first rows) with StarGAN (Choi et al. 2018) (second rows) on stylization of Chinese characters (Part II).





Figure 12: Comparison of our TET-GAN (first rows) with StarGAN (Choi et al. 2018) (second rows) on stylization of Arabic numerals (Part I).





Figure 13: Comparison of our TET-GAN (first rows) with StarGAN (Choi et al. 2018) (second rows) on stylization of Arabic numerals (Part II).

### References

Choi, Y.; Choi, M.; Kim, M.; Ha, J. W.; Kim, S.; and Choo, J. 2018. Stargan: Unified generative adversarial networks for multi-domain image-to-image translation. In *Proc. IEEE Int'l Conf. Computer Vision and Pattern Recognition*.